



## Sustainable Approaches to improving Textile Design Aesthetics in Home Décor in Ondo West Local Government

EVELYN OMOTUNDE ADEPEKO

Adeyemi Federal University of Education, Ondo, Nigeria.

**Abstract.** The study examined sustainable approaches to improving textile design aesthetics in home décor: A case for emerging markets in Ondo-West Local Government Area. Decoration is the act of beautifying, adorning, or enhancing an object, place, or individual to make it attractive, elegant, and presentable. It also serves as a medium for recording the creative expressions of the decorator through visual and sensory forms. Three objectives were set to guide the study, and a survey research design was employed. A total of 0.0022% of the study area's population was selected as respondents. Data were collected using a structured questionnaire. Tables and bar charts were used as instruments for analysis. Findings from the study reveal that leather furniture is common in homes, and respondents agreed that fabrics are excellent options for home furnishing. Conclusions were drawn based on the study's objectives, and nine recommendations were made at the end of the study.

**Keywords:** Sustainable Approaches, Textile Design, Aesthetics and Home Decor.

### 1. Introduction

Decoration is the act of beautifying, adorning, or enhancing an object, place, or individual to make it attractive, elegant, and presentable. It can also be defined as the act of honoring an individual with a medal, award, or position based on merit. Decoration refers to anything used to make something more attractive or festive. For instance, if you are hosting a Valentine's Day party, you might drape your house in red and pink decorations. Additionally, decoration can signify a type of honor, such as a soldier's medal or stripe. It is an act or object intended to enhance the beauty of a person or space. Moreover, it can serve as a token of recognition awarded to a recipient for wearing (Sherbert, 2021).

In modern English, the term "aesthetic" also refers to a set of principles underlying the works of a particular art movement or theory (Rlink, 2022). Aesthetic materials are those that enhance the visual appeal of a place or individual, contributing to a pleasant, positive, or artistic appearance. These materials serve as mediums with visual and sensory forms that record artistic creations. Some common aesthetic materials used in home decoration today include leather, stone and mosaic, wood, ceramics, textiles, books and magazines, collections, lamps, mirrors, pictures, sculptures, wall hangings, plants, and indoor trees. However, for the purpose of this research, only textiles were considered and analyzed.

Textile design is the systematic process of planning, organizing, and manufacturing a fabric's appearance and structure through the creation of motif designs or patterns visible on knitted, woven, and printed fabrics. Textile design is associated with the creation of innovative, stylish, and contemporary patterns and requires specialized skills. The core areas of textile design involve various techniques, including printing, weaving, ornamenting fabric, print techniques, embroidery tracing, and color detailing. Additionally, textile designers assist clients in visualizing designs and refining prototypes. Vexations (2022) opined that textile design is a creative and technical process in which thread or yarn fibers are woven or interlaced to form a flexible, functional, and decorative fabric that is subsequently printed upon or otherwise adorned.

Textile design is further categorized into three major disciplines: printed textile design, woven textile design, and mixed-media textile design. Each discipline utilizes distinct methods to produce surface-ornamented fabrics for various uses and markets. Over time, textile design has evolved into an industry

integral to other disciplines such as fashion, interior design, and fine arts. It has been widely used in decorating homes, offices, and apartments. A design does not necessarily have to be new, different, or impressive to be successful in-home decoration, but it must fulfill a specific need. However, the process of designing often leads to innovative products and services.

The main thrust of this study is to research and find out Sustainable Approaches to Improving Textile Design Aesthetics in Home Décor, A Case for Emerging Markets in Ondo West Local Government. Specifically, the study examined the following objectives: Identification of some of the textile materials used in Ondo West Local Government Area, highlights what each textile materials can be used for; suggests strategies and ways in which textile materials and designs can be better used in the decorating of our home interior and exterior. For and indept knowledge of study, relevant and scholarly literature were review. Discreetly survey research design was adopted for the study. A structure questionnaire was the major instrument for data collection. Data collected were analyzed using Bar Charts. Results were extensively discussed, conclusion made base on the findings and ten recommendations made based on set objectives of the study

### **1.1 Statement of the Problem**

The main problem this study seeks to address is sustainable approaches to improving textile design aesthetics in home décor, with a focus on emerging markets in Ondo West Local Government Area. This includes examining the quality and quantity of textile materials and designs being used and how they are applied.

The quest for better and more exotic interiors has led to an unprecedented rise in the use of textile materials, as more people seek to incorporate them into their home décor. Despite this growing interest, it appears that some Nigerians, both educated and uneducated, do not fully understand the aesthetic value of textile materials or how to use them correctly in their homes. Some lack knowledge of proper color combinations, while others purchase textile materials simply because they like them, without considering how they fit into the overall color scheme of their interiors. Additionally, some buy textiles without considering their quality, quantity, or the types of designs that best complement their space.

This has made it necessary to investigate the value of textile materials and designs being used in home interiors.

### **1.2 Purpose of the Study**

The main purpose of this study was to examine Sustainable Approaches to Improving Textile Design Aesthetics In Home Décor A Case for Emerging Markets in Ondo West Local Government Area, Specifically, the study:

- Identified some of the textile materials used in Ondo West Local Government Area of Ondo State.
- Highlighted what each textile materials can be used for.
- Suggested strategies and ways in which textile materials and designs can be better used in the decorating of home interior and exterior.

### **1.3 Research Questions**

The following research questions guided the study:

- What are the different types of textile materials used in Ondo West Local Government Area of Ondo State?
- What are these textile materials be used for?
- What are the strategies or ways in which textile materials and design can be better used In the Decorating of our home interior and exterior?

### **1.4 Significance of the Study**

The study on the Sustainable Approaches to Improving Textile Design Aesthetics in Home Décor: A Case for Emerging Markets in Ondo West Local Government Area would be of immense benefit to individuals, interior decorators and people who love to use textile materials and designs in their home interiors and decorations. The findings of the study will help to clearly state to interior decorators the aspects of textile design and how it can be enhanced. It is believed that when the findings of this study are published electronically and in hard copies, it would improve the overall development and usage of textile materials and design and help to build a society that is well sensitized and enlightened about the aesthetic value of textile materials and design in home interior and decoration. The findings of this study will also help the house owners and the interior decorators to understand the influence of textile materials and design in home interior and decorations and would

form the basis on which another research like the subject can be carried out.

### 1.5 Scope of the Study

This study is limited to Sustainable Approaches to Improving Textile Design Aesthetics In Home Décor: A Case for Emerging Markets and decorations in Ondo West Local Government Area of Ondo State.

## 2. Concept of Decoration

According to Merriam webster (2021), decoration is the act or process of decorating, something that adorns, enriches, or beautifies, or a badge of honour (such as a U.S. military award). So, decoration is all about making an object, a place or an individual more presentable and look more attractive to increase the aesthetic beauty of the individual, object, or place.

Tarafder (2019), posited that interior decorating concentrates on the aesthetics of a space, how to pair an open floor with complementary furniture and decor accents or create atmosphere or mood with lighting or wall sconces. Interior decorating deals with the Look and feel of a room by adding accessories like drapes and rugs, interior designers make the best use of the space. Interior design enhances the experience of shaping the interior space with the help of certain manipulation of special volume and surface change techniques. In addition to traditional decoration, interior design deals with environmental psychology, architecture, and development in production design. Interior design is the process of creating and coordinating elements inside many kinds of structures. These elements might include colour schemes, textiles, surfaces finishes, furniture, and decorative pieces. It is a process used in residences but also in offices, retail stores and even places like restaurants and airports. Interior decorating is not just about finding the right furniture and accessories, but it is also important to choose the right fabrics. From the proper materials to the best patterns (Tarafder 2019).

### 2.1 Textile materials used in Ondo West Local Government area of Ondo State

Tarafder, (2019), It is an age-old practice to use fabrics for making interior decoration. Fabrics are wonderful options for home furnishings. Fabrics like silk, chiffon, organza and stretch fabrics are chosen by the interior decorators for making interior decoration as per the modern concepts in interior designing. Stretch fabrics have the great advantage of their durability and excellent washing ability for use in interior designing. Apart from the great variety and wide range of colours of fabrics it is the replacement benefit of the same and

the cost-effectiveness due to their replacement benefit. Interior design textiles work to unify the room and help during the space together. This is the area where the colour palate comes into the picture. Once it is decided about a colour, one or two of the colours usually secondary and accent shades may be selected and can use them in various textiles throughout the room. For example, the faux-far gives the room a glamorous and feminine feel. Since it is white, it ties in with the walls, the bedding, and the furniture to help the room feel cohesive. From such ideas, one may know what textiles are and why they are so important for the design and the next step comes to learn how to use them correctly. Examples of textile materials used in Ondo West Local Government area of Ondo state are Aso oke, tie and dye fabrics, Batik fabrics, Marbled fabrics, printed fabrics, Damask, Velvet, Denim, Lace, Ankara, Wool fabrics, Embroidered fabrics, patchwork fabrics, Découpe, Applique, knitted fabrics, crocheted fabrics among others.

### 2.2 The aesthetic value of textile materials and design in home interior and decorations.

The aesthetic value of textile materials and designs in home and interior decorations includes the fact that textiles help to set a tone or bring elements together for a very finished appearance. It also provides a set of aesthetically pleasing but efficient solutions for better use of the space in question. The goal of textile materials and design is to improve the user experience by better managing the space available in the intervened environment. Textiles also work to unify the room and help bring the space together. This is where your colour palette comes into play. Once you have one in mind, you can take one or two of the colours usually your secondary and accent shades and use them in various textiles throughout the room. Simply put, aesthetics makes us happy. On an emotional level, they elicit feelings of happiness and calm. They connect us to our ability to reflect on and appreciate the world around us which in turn gives us feelings of contentment and hope. Textile materials and designs help to uplift our spirits and help to effectively optimize the space in our home making the best use of the available space. Interior design plays a very important role in our life today, making our lifestyle more modern and stylish (Schnurr 2019).

Strategies and ways in which textile materials and designs can be better used in decorations and the decorating of home interior.

According to Holowko (2021), The use of textile materials and designs can be improved or better used in decorations and the decorating of our home interior

in order to improve their aesthetic value using the following ways:

Select a successful colour palette.

Colour is one of the most important elements within a surface pattern design as it can determine the mood and feel of a design. Your choice of the colour palette can make or break a design so it's important to take the time to consider what colours you are going to use. A colour palette is a group of colours that have been chosen to work together. The colour palette you choose will be greatly determined by your target market or product so make sure you have a good understanding of these before you start designing (Holowko, 2021).

#### **Make sure your design is balanced.**

According to Holowko (2021), Balance will help your design feel visually complete and harmonious. You want the elements within your design to work together as a group.

Balance within a design can be considered in many ways including:

Colour- making sure your colours are well balanced and work together

Texture- make sure your choice of textures works together

Layout- choose a layout that works with the motifs you are using and desired outcome

Size- think about the size of your motifs and their relationship to each other

#### **Add contrasting elements.**

Adding contrast to your design will help create depth and interest.

Contrast can be used in many ways including:

Colour e.g., bright versus dull colours.

Texture e.g., textured areas versus plain areas.

Size e.g., large versus small motifs (Holowko, 2021).

Create a focal point

It's a good idea to have some areas of your surface pattern design that have more focus than others otherwise your design can appear too busy and difficult to read.

A focal point could be created through your choice of motif e.g., a decorative motif with simpler elements around it will become a focal point. It can also be created through your choice of colour, texture, or size of your design elements. (Holowko, 2021).

#### **Try altering the repeat type**

If your design isn't working or doesn't feel quite right, consider changing the repeat type you're using. By changing the repeat type, you can drastically change the look of your design. For example, if you change your repeat type from a full drop/block repeat to a half drop or brick repeat, your design can appear less

formal. It will also be harder to find where the repeat starts and finishes. (Holowko, 2021).

#### **Ensure you create a seamless repeat**

One of the most important jobs of a surface pattern designer is to be able to create seamless surface pattern repeats. In a seamless repeat, you will not be able to see where your design starts or finishes. It should appear flowing and seamless. (Holowko, 2021).

#### **Add in areas of texture**

Texture can be a really simple way of adding interest to your design. One of the simplest ways of adding texture to your surface pattern designs is by using line texture techniques. Consider changing the thickness of your lines, altering the directions of your line or using lines to create patterns within your design.

Texture can also be created with printed techniques such as block printing, lino printing, and stamping (Holowko, 2021).

#### **Add a sense of depth to your designs**

Creating depth for your design is a great way of creating interest.

The easiest way of creating depth is to overlap your design elements. This will allow you to have some elements in the background and some in the foreground.

When using this technique, you need to consider your colour palette so that your design remains harmonious (Holowko, 2021).

#### **Consider both the positive and negative space of your design**

We're often guilty of spending all our time creating beautiful motifs that we forget to consider the space around our designs. The negative space (or the background space) is just as powerful as the positive areas. Stop to think about those areas and make sure you use the negative space to enhance your design. (Holowko, 2021). For example, select furniture that aligns that with the overall design style of the space / room.

#### **Think about the size of your motifs**

Consider the size of your motifs and how they work together as a whole. Sometimes by simply changing the scale of the elements within your design, you can create more interest. Try making some elements larger and some smaller. Make sure you take the time when you've finished your design to stand back and critically review what you have created.

### **3. Methodology**

Descriptive survey research design was adopted for the study

#### **3.1 Population of the Study**

This study was carried out in Ondo West Local Government Area of Ondo State. The population of the study was all the households in Ondo West Local Government Area with a population of 283,672 (census 20006) with its headquarters in Ondo city. The population of this study comprised of selected households in study area State 0.0022% which amounts to 150 houses out of the total number of houses was used in this study.

**3.2 Sample and Sampling Technique**

**3.5 Method of Data Analysis**

The data gathered were collated and analysed using Bar Charts

For this study, simple random sampling technique was used to select 150 households in the study area

**3.3 Instrument of Data Collection**

The instrument of data collection was a well-structured questionnaire

**3.4 Instrument Administration and Data Collection**

150 copies of the questionnaire were administered to the respondents personally by the researcher.

**Research Question 1:** What are the different types of textile materials used in Ondo West Local Government Area of Ondo State?

**Table 1:** Showing the responses of the respondents on the different types of textile materials used in Ondo West Local Government Area of Ondo State.

S/N	The different types of textile materials used in Ondo West Local Government Area of Ondo State	The total number of those who agreed	The total number of those who disagreed
1	Ankara is widely used in Ondo west Local Government Area of Ondo state.	134	16
2	Leather furniture are common in our homes.	120	30
3	The use of tie and dye fabric is old fashioned in interior decoration in Ondo West Local Government Area of Ondo State.	108	42
4	Hand woven fabrics are usually very common in interior decoration in Ondo West Local Government Area of Ondo State.	102	48
5	Embroidered fabrics is best used to cast decorative items in our homes in Ondo West Local Government Area of Ondo State.	98	52

**Chart 1:** Bar chart of responses of the respondents on the different types of textile materials used in Ondo West Local Government Area of Ondo State.

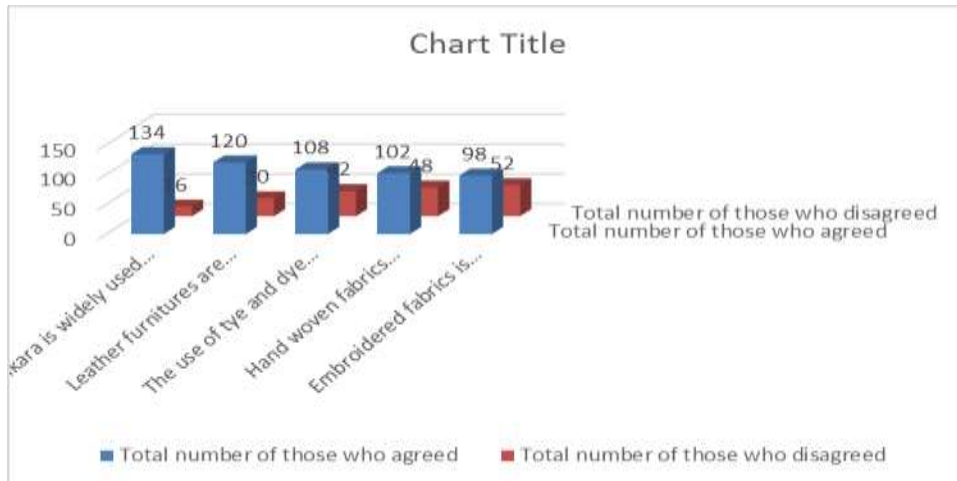


Table 1 and chart 1 revealed that the number of respondents that agreed with the items under the research question 1 as part of the textile materials used in Ondo West Local Government Area of Ondo State are within 134 and 98 while the number of those that disagreed are within 16 and 52. 134 respondents agreed while 16 respondents disagreed that Ankara is widely used in Ondo west local government area of Ondo state, 120 respondents agreed while 30 respondents disagreed that leather furniture are common in our homes, 108 respondents agreed while 42 respondents

disagreed that the use of tie and dye fabric is old fashioned in interior decoration in Ondo West Local Government Area of Ondo State, 102 respondents agreed while 48 respondents disagreed that hand woven fabrics are usually very common in interior decoration in Ondo West Local Government Area of Ondo State and 98 respondents agreed while 52 respondents disagreed that embroidered fabrics is best used to cast decorative items in our homes in Ondo West Local Government Area of Ondo State

**Research Question 2:** What are these textile materials be used for?

**Table 2:** Showing the responses of the respondents on what the materials can be used for.

S/N	Uses of textile materials	Total number of those who agreed	Total number of those who disagreed
1	Knitted and crocheted textiles can be used for table covers	138	12
2	Leathers can be used for cushions.	130	20
3	Tie dye and batik textiles can be used for bed spread and duvet.	126	24
4	Wool fabrics can be used for cushions.	118	32
5	Adire fabrics can be used for wall hangings.	102	48

**Chart 2:** Bar chart of responses of the respondents on what the materials can be used for.

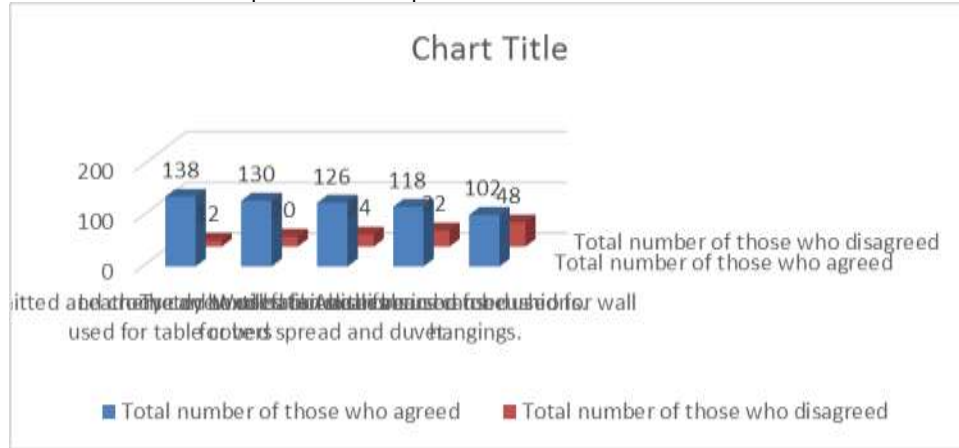


Table 2 and chart 2 revealed that the number of respondents that agreed with the items under the research question 2 of what this textile materials used in Ondo West Local Government Area of Ondo State can be used for are within 138 and 102 while the number of those that disagreed are within 48 and 12. 138 respondents agreed while 12 respondents disagreed that knitted and crocheted textiles can be used for table covers, 130 respondents agreed while 20 respondents disagreed that leathers can be used for cushions, 126 respondents agreed while 24 respondents disagreed that tie dye and batik textiles can be used for bed spread and duvet, 118 respondents agreed while 32 respondents disagreed that wool fabrics can be used for cushions and 102 respondents agreed while 48 respondents disagreed that adire fabrics can be used for wall hangings.

**Research Question 6:** What are the strategies or ways in which textile materials and design can be better used In the Decorating of our home interior and exterior?

**Table 3:** Showing the responses of the respondents on the strategies or ways in which textile materials and design can be better used In the Decorating of our home interior and exterior.

S/N	Strategies or ways in which textile materials and design can be better used In the Decorating of our home interior and exterior	Total number of those who agreed	Total number of those who disagreed
1	Get textiles with very high tensile strength.	134	16
2	Get textiles that have good flame-resistance.	138	12
3	Placing and proper handling of the fabric.	124	26
4	Use the right equipment to maintain the textiles.	134	16
5	Get quality and long-lasting products for your interiors and decoration.	126	24
6	Get textiles with excellent colour fastness.	130	20
7	Use and combine the right colours that are your colour scheme that goes with your interior.	134	16

8	Get textiles with high resistance to seam slipping and yarn distortion.	114	36
9	Proper application or use of textiles.	120	30
10	Avoid using textiles near heat or fire and avoid staining the textiles.	128	22

**Chart 3:** Bar chart of responses of the respondents on the strategies or ways in which textile materials and design can be better used in the Decorating of our home interior and exterior.

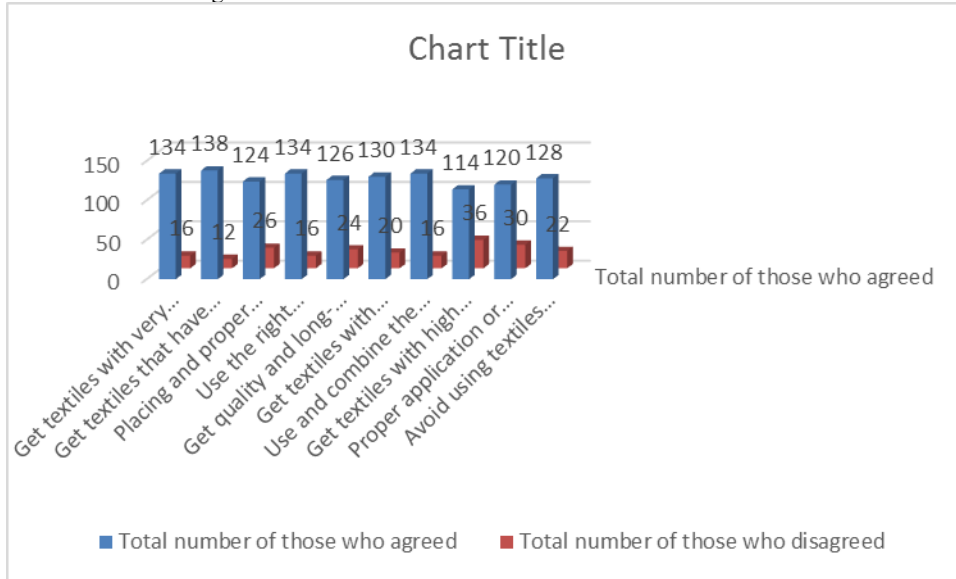


Table 6 and chart 6 revealed that the number of respondents that agreed with the items under the research question 6 as part of the textile materials used in Ondo West Local Government Area of Ondo State are within 134 and 114 while the number of those that disagreed are within 36 and 12. 134 respondents agreed while 16 respondents disagreed that to getting textiles with very high tensile strength, 138 respondents agreed while 12 respondents disagreed that to getting textiles that have good flame-resistance, 124 respondents agreed while 26 respondents disagreed that placing and proper handling of the fabric, 134 respondents agreed while 16 respondents disagreed that use the right equipment to maintain the textiles, 126 respondents agreed while 24 respondents disagreed that get quality and long-lasting products for your interiors and decoration, 130 respondents agreed while 20 respondents disagreed that get textiles with excellent colour fastness, 134 respondents agreed while 16 respondents disagreed that use and combine the right colours that are your colour scheme that goes with your interior, 114 respondents agreed while 36 respondents disagreed that get textiles with high resistance to seam slipping and yarn distortion, 120 respondents agreed while 30 respondents disagreed that proper application or use of textiles and 128 respondents agreed while 22 respondents disagreed that avoid using textiles near heat or fire and avoid staining the textiles.

#### 4. Discussion

From research question 1, the responses of the respondents shows that Ankara is widely used in Ondo West Local Government Area of Ondo State, Leather furniture are common in our homes, The use of tie and fabrics is old fashioned in interior decoration, and that Embroidered fabrics is best used to cast decorative items in our homes. This corroborate past research findings as Anomie (2021) explained that African wax prints, Dutch wax prints or Ankara, are omnipresent and common materials for clothing in Africa, especially West Africa, Nevertheless, some fabrics are a little bit more preferred than others. Ankur (2019) so as shown in his findings that Ankara is preferred more than the other fabrics. it is also supported by Nnadi and Chioma (2019) Aso oke is used to make men gowns, called agbada and hats, called fila, as well as women’s wrappers, called Iro, and head tie known as Gele

From research question 2, the responses of the respondents show that knitted and crocheted textiles can be used for table covers, leathers can be used for cushions, tie dye and batik textiles can be used for bed spread and duvet, wool fabrics can be used for cushions and adire fabrics can be used for wall hangings. It is emphasised by Oknazevad (2021) that leather can be used for a variety of things including

bags, clothing, footwear, furniture, cushions and so on, also supported by Tarafder (2019) it is an age-old practice to use fabrics for making interior decoration. Fabrics are wonderful options for home furnishing.

From the research question 3, the responses of the respondents shows that following Strategies or ways in which textile materials and design can be better used In the Decorating of our home interior and exterior which includes getting textiles with very high tensile strength, getting textiles that have good flame-resistance, placing and proper handling of the fabric, use the right equipment to maintain the textiles get quality and long-lasting products for your interiors and decoration, getting textiles with excellent colour fastness, using and combining the right colours that are your colour scheme that goes with your interior, getting textiles with high resistance to seam slipping and yarn distortion, proper application or use of textiles, and avoid using textiles near heat or fire and avoid staining the textiles. As supported by Holowko (2021), the use of textile materials and designs can be improved or better used in decorations and the decorating of our home interior in other to improve their aesthetic value using the following ways; Select a successful colour palette as colour is one of the most important elements within a surface pattern design and it can determine the mood and feel of a design, Make sure your design is balanced as balance will help your design feel visually complete and harmonious. You want the elements within your design to work together as a group, add in areas of texture as texture is a really simple way of adding interest to your design. One of the simplest ways of adding texture to your surface pattern designs is by using line texture techniques, it can also be created with printed techniques such as block printing, lino printing, and stamping.

## 5. Conclusion

From the finding of this study on the strategies for improvement in the aesthetic value of textile materials and designs used Ondo West Local Government Area of Ondo State. It was divulged that, there are the different types of textile materials used in Ondo West Local Government Area of Ondo there, what each textile material is used for and factors to be considered before buying textile materials, it also revealed that their various kind of textile designs used in Ondo West Local Government Area of Ondo State and the aesthetic values of textile materials and designs in the decorating of our home' s interior and exterior. It also pointed out strategies or ways in which textile materials and design can be better used in decorating our home' s interior and exterior from the getting of textiles with very high tensile strength, getting textiles

that have good flame-resistance, placing and proper handling of the fabric, use the right equipment to maintain the textiles, getting quality and long-lasting products for your interiors and decoration, getting textiles with excellent colour fastness, using and combining the right colours that are your colour scheme and goes with your interior, getting textiles with high resistance to seam slipping and yarn distortion, proper application or use of textiles, to avoiding the use of textiles near heat or fire and avoid staining the textiles.

These findings and strategies for improvement stated in this study will go a long way in helping in the long-term use of our home interior and decorations materials and designs and help in increasing and maintaining the aesthetic value of our home interiors and decorations.

## 6. Recommendations

Based on the findings of this study, the following recommendations were made:

- Take your time to plan and prepare for the interior decoration.
- Select a successful colour palette, Use, and combine the right colours that are your colour scheme that goes with your interior and get textiles with excellent colour fastness.
- Get textiles with very high tensile strength, have good flame-resistance and high resistance to seam slipping and yarn distortion, avoid using textiles near heat or fire and avoid staining the textiles.
- Placing, proper handling, and Proper application or use of textiles materials.
- Use the right equipment to maintain the textiles and get quality and long-lasting products for your interiors and decoration.
- Making sure the design is balanced by adding contrasting elements and create a focal point.
- Trying to alter the repeat type and ensuring you create a seamless repeat pattern of design.
- Add in areas of texture, a sense of depth to the designs and Think about the size of your motifs
- Consider both the positive and negative space of your design.

## References

Anomie, B.T (2021). *Colour and creativity across a continent.*: Thames & Hudson Ltd.

- Ankur, P. (2019). Tips for buying the best clothing fabrics.  
<https://www.textileschool.com/amp/5389/tips-For-buying-the-best-clothing-fabrics>
- Holowko, P.J. (2021). Pattern and design,  
<https://patternanddesign.com/10-tips-to-make-your-surface-pattern-designs-look-good/>.
- Merriam Webster, (2022).  
 Decoration.<https://www.merriam-webster.com/dictionary/decoration>.
- Nnadi and Chioma (2019). This Nigerian Designer Has Naomi Campbell and Imaan Hammam Rocking His Mesmerizing Handwoven Suiting. *Vogue*. Condé Nast.
- Oknazevad, K.I. (2021). *Materials for Interior Environments*. Ollie, N.C. (2021a). *History of Interior Design Furniture: From Ancient Egypt to Nineteenth-Century Europe*.
- Ollie, N.C. (2021b). "Levi Strauss - The History of Blue Jeans". *About.com*. Oxford Dictionary, (2022). Interior  
<https://dictionary.oxford.org/amp/english/interior>
- Rlink, S.K. (2022). "Aesthetic Property - an overview | ScienceDirect Topics". [www.sciencedirect.com](http://www.sciencedirect.com).
- Schnurr, Benedikt (2019). Too Cute to Be Healthy: How Cute Packaging Designs Affect Judgments of Product Tastiness and Healthiness, *Journal of the Association for Consumer Research*, 4 (4).
- Shebert, M.F, (2021). *Chemical Finishing of Textiles*. Elsevier. pp. 1, 2.
- Sobuj,M, Khan A.M. Habib, A & Islam, M (2021). Factors influencing eco- friendly apparel purchase behaviour on bauyladesh young consumers.
- Tarafder, N, (2019). Interior Design and Interior Decoration with Textiles, *Journal of Mechatronics Machine Design and Manufacturing*, 1 (2), 5-14
- Vexations, G.S. (2022). "Fabric Manipulation". *Textile Design*.  
[https://en.m.wikipedia.org/wiki/Textile\\_design](https://en.m.wikipedia.org/wiki/Textile_design).